


































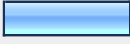

















Membership Survey

1. Please fill out some basic information about who you are: (Note that your name, company affiliation and zip code are required)

		Response Percent	Response Count
Name:		100.0%	507
Company:		100.0%	507
Address:		72.4%	367
Address 2:		25.4%	129
City/Town:		78.3%	397
State:		76.3%	387
ZIP:		100.0%	507
Country:		74.4%	377
Email Address:		78.7%	399
Phone Number:		61.5%	312
		<i>answered question</i>	507
		<i>skipped question</i>	6

2. Please identify your section membership in AAA: (Please note you can select more than one section)

		Response Percent	Response Count
American Ethnological Society		22.0%	111
Anthropology and Environment Section		7.1%	36
Archaeology Division		12.9%	65
Association for Africanist Anthropology		4.8%	24
Association for Feminist Anthropology		10.7%	54
Association of Indigenous Anthropologists		2.0%	10
Association for Political and Legal Anthropology		6.5%	33
Association of Black Anthropologists		4.0%	20
Association of Latina and Latino Anthropologists		2.0%	10
Association of Senior Anthropologists		2.4%	12
Biological Anthropology Section		4.2%	21
Central States Anthropological Society		3.8%	19
Council for Museum Anthropology		5.3%	27
Council on Anthropology and Education		5.3%	27
Culture and Agriculture		4.8%	24
Evolutionary Anthropology Society		3.4%	17
General Anthropology Division		18.6%	94
Committees of the General Anthropology Division		0.8%	4
Middle East Section		2.8%	14
National Association for the Practice of Anthropology		10.9%	55

National Association of Student Anthropologists		7.1%	36
Society for Anthropological Sciences		4.0%	20
Society for Anthropology in Community Colleges		3.4%	17
Society for Cultural Anthropology		13.7%	69
Society for East Asian Anthropology		3.2%	16
Society for Humanistic Anthropology		1.8%	9
Society for Latin American and Caribbean Anthropology		9.1%	46
Society for Linguistic Anthropology		4.4%	22
Society for Medical Anthropology		16.6%	84
Interest Groups of the Society of Medical Anthropology		1.6%	8
Society for Psychological Anthropology		5.7%	29
Society for Anthropological Sciences		4.0%	20
Society for the Anthropology of Consciousness		2.2%	11
Society for the Anthropology of Europe		6.3%	32
Society for the Anthropology of Food and Nutrition		1.8%	9
Society for the Anthropology of North America		5.7%	29
Society for the Anthropology of Religion		7.7%	39
Society for the Anthropology of Work		3.8%	19
Society for Urban, National and Transnational Anthropology		7.1%	36
Society for Visual Anthropology		5.5%	28
Society of Lesbian and Gay Anthropologists		4.4%	22

No section identification	▮	0.8%	4
Other (please specify)	▮	2.0%	10
answered question			505
skipped question			8

3. How effective do you think the AAA's public policy and advocacy efforts are in the following areas:								
	Very Effective	Mostly Effective	Moderately Effective	Marginally Effective	Not Effective At All	N/A	Rating Average	Response Count
Facilitating AAA member engagement in public policy advocacy	2.6% (13)	12.5% (63)	36.0% (182)	30.3% (153)	10.7% (54)	7.9% (40)	3.37	505
Providing forums where AAA members can learn about AAA public policy initiatives	6.2% (31)	20.7% (104)	39.4% (198)	21.9% (110)	5.6% (28)	6.2% (31)	3.00	502
Producing successful outcomes that are visible to AAA membership	2.2% (11)	15.0% (75)	25.4% (127)	37.2% (186)	14.0% (70)	6.2% (31)	3.49	500
Please add comments on the efficacy of AAA public policy programs								72
answered question								507
skipped question								6



4. Please identify and rank the areas where the AAA should focus its public policy efforts.

	Greatest Priority	Strong Priority	Medium Priority	Low Priority	No Priority	N/A	Rating Average	Response Count	
Influencing state and or federal legislation	22.4% (112)	42.1% (210)	23.6% (118)	6.4% (32)	3.0% (15)	2.4% (12)	2.24	499	
Promoting specific actions in federal regulatory policy	16.0% (79)	47.2% (233)	24.5% (121)	6.3% (31)	3.6% (18)	2.4% (12)	2.33	494	
Influence decisions by state or federal courts	10.7% (53)	35.2% (174)	31.1% (154)	13.9% (69)	6.1% (30)	3.0% (15)	2.69	495	
Issuing public policy statements on topical issues (fair labor standards, same-sex relationships, etc)	32.1% (162)	34.9% (176)	19.8% (100)	7.1% (36)	5.1% (26)	1.0% (5)	2.18	505	
Setting governance and "best practices" for anthropologists (i.e. ethics)	39.8% (200)	35.1% (176)	15.1% (76)	6.6% (33)	2.4% (12)	1.0% (5)	1.96	502	
Please add other areas where AAA should focus its public policy efforts								90	
								<i>answered question</i>	507
								<i>skipped question</i>	6

5. If you have used AAA public policy resources (AAA annual meeting sessions on media/advocacy training, online blogs, webinars, etc.) how would you rate their effectiveness in facilitating:

	Highly Effective	Somewhat Effective	Barely Effective	Not Effective At All	N/A	Rating Average	Response Count
Learning about the appropriate AAA, Congressional or Federal staff member regarding public policy issues	3.2% (16)	16.9% (85)	11.3% (57)	3.8% (19)	64.8% (326)	2.45	503
Locating and accessing information on the AAA public policy and advocacy efforts on the aaanet.org Website	8.0% (40)	24.1% (121)	9.6% (48)	2.6% (13)	55.8% (280)	2.15	502
Your own advocacy and media relations efforts	2.2% (11)	15.5% (78)	10.2% (51)	5.6% (28)	66.5% (334)	2.57	502
Please add your comments here							50
answered question							507
skipped question							6

6. True or False: The AAA should PRIMARILY work in coalition with other organizations to establish its public policy agenda so it can focus on other issues of concern to the discipline

		Response Percent	Response Count
True		53.3%	270
False		46.7%	237
answered question			507
skipped question			6

7. Please indicate the level of priority you believe the AAA Public Affairs Department should give to the following issues:





	Highest Priority	Great Priority	Moderate Priority	Some Priority	Little Priority	No Priority	Rating Average	Response Count
Human Rights	56.8% (285)	28.9% (145)	9.4% (47)	2.4% (12)	2.0% (10)	0.6% (3)	1.66	502
Rights of Indigenous Populations	52.3% (261)	34.9% (174)	7.6% (38)	4.2% (21)	0.6% (3)	0.4% (2)	1.67	499
Civil Rights	39.8% (199)	35.6% (178)	15.2% (76)	7.2% (36)	1.4% (7)	0.8% (4)	1.97	500
Federal Research Funding (NIH, NEH, NSF, etc.)	32.3% (161)	40.8% (203)	20.9% (104)	5.6% (28)	0.0% (0)	0.4% (2)	2.01	498
Cultural Resource Protection	33.3% (167)	41.7% (209)	18.8% (94)	4.6% (23)	1.2% (6)	0.4% (2)	2.00	501
Evolution/Science and Education	31.0% (154)	37.5% (186)	21.2% (105)	6.9% (34)	3.0% (15)	0.4% (2)	2.15	496
Open Access, Publishing and Intellectual Property	23.2% (116)	34.9% (174)	27.9% (139)	10.0% (50)	3.6% (18)	0.4% (2)	2.37	499
Academic Freedom	42.5% (213)	36.5% (183)	14.4% (72)	4.0% (20)	2.4% (12)	0.2% (1)	1.88	501
Higher Education	28.4% (141)	37.5% (186)	25.4% (126)	6.7% (33)	1.6% (8)	0.4% (2)	2.17	496
Environmental Issues (i.e. ecological sustainability)	35.3% (176)	36.3% (181)	18.5% (92)	7.2% (36)	1.6% (8)	1.0% (5)	2.06	498
International Relations/ Foreign Policy	25.3% (127)	36.3% (182)	23.4% (117)	8.6% (43)	4.2% (21)	2.2% (11)	2.37	501
National Security	5.5% (27)	17.5% (86)	25.9% (127)	20.4% (100)	17.9% (88)	12.8% (63)	3.66	491
Please identify other issues/topics that the AAA Public Affairs Department should focus its efforts towards								58
answered question								507
skipped question								6

8. How useful do you find the following methods/products/channels in learning about, and becoming actively engaged in, AAA public policy and advocacy work?

	Very Useful	Somewhat Useful	Barely Useful	Not Useful At All	N/A	Rating Average	Response Count
Washinton Wire column in Anthropology News (AN)	14.2% (70)	44.6% (220)	16.4% (81)	7.5% (37)	17.2% (85)	2.21	493
Larger articles in AN	36.9% (184)	46.5% (232)	10.2% (51)	2.6% (13)	3.8% (19)	1.78	499
AAA Media Relations/Public Affairs staff	8.1% (40)	35.7% (177)	20.2% (100)	10.5% (52)	25.6% (127)	2.44	496
Policy Statements	19.4% (96)	48.2% (239)	18.5% (92)	5.4% (27)	8.5% (42)	2.11	496
Executive Board Statements	9.4% (47)	36.5% (182)	28.7% (143)	12.9% (64)	12.4% (62)	2.51	498
Annual meeting sessions	20.2% (101)	39.5% (197)	18.0% (90)	7.8% (39)	14.4% (72)	2.16	499
Committee/Section meetings	11.1% (55)	36.0% (179)	21.9% (109)	9.1% (45)	21.9% (109)	2.37	497
AAA website	26.4% (133)	46.3% (233)	15.5% (78)	4.4% (22)	7.4% (37)	1.98	503
Please add comments here							44
answered question							507
skipped question							6

9. In your opinion how effective is AAA Public Affairs staff in meeting the needs of the membership?

	Very Effective	Effective	Neutral	Ineffective	Very Ineffective	Rating Average	Response Count
Leaders' effectiveness:	2.6% (13)	30.8% (156)	56.2% (285)	8.5% (43)	2.0% (10)	2.77	507
Please add you comments here							52
answered question							507
skipped question							6

10. How long have you been a member?			Response Percent	Response Count
0 – 1 year			9.7%	49
2 – 5 years			23.9%	121
6 – 10 years			14.8%	75
11 + years			51.6%	261
			<i>answered question</i>	506
			<i>skipped question</i>	7

11. What suggestions do you have to improve the efficacy of the Public Affairs Department of AAA?			Response Count
			125
			<i>answered question</i>
			125
			<i>skipped question</i>
			388

12. Please use the space below to include any other comments that you may have.			Response Count
			93
			<i>answered question</i>
			93
			<i>skipped question</i>
			420